

# Here Comes The Sun

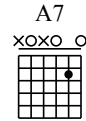
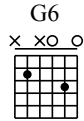
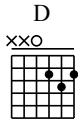
The Beatles

WWW.UNISSON-ONLINE.COM

Capo. 7 fret

♩ = 131

## INTRO



1

5


## REFRAIN 1

9


13

COUPLET


D  
xxo



G  
xxxo x



A7  
xoxo o



16

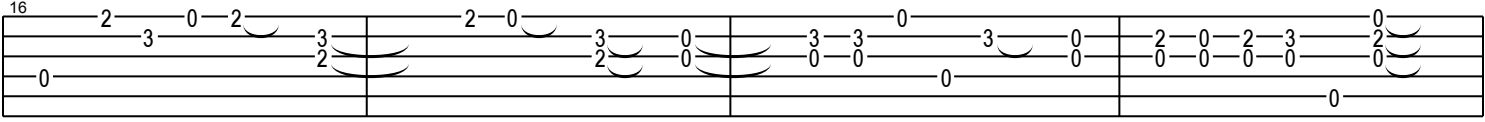




Diagram showing guitar fretboard positions for measures 16-19, corresponding to the chords D, G, and A7.


D  
xxo



G6  
x xo o



A7  
xo o o



20






Diagram showing guitar fretboard positions for measures 20-23, corresponding to the chords D, G6, and A7.

REFRAIN


D  
xxo



G7M  
xxxoo



E7  
o o x



24

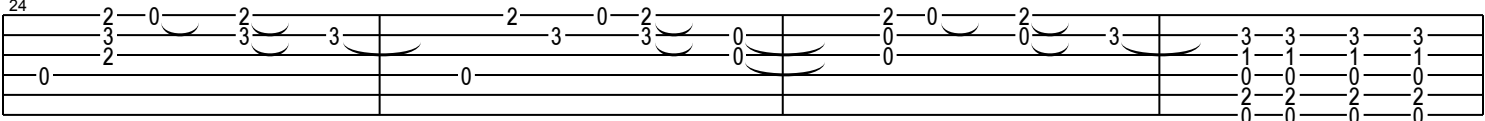


Diagram showing guitar fretboard positions for measures 24-27, corresponding to the chords D, G7M, and E7.

28

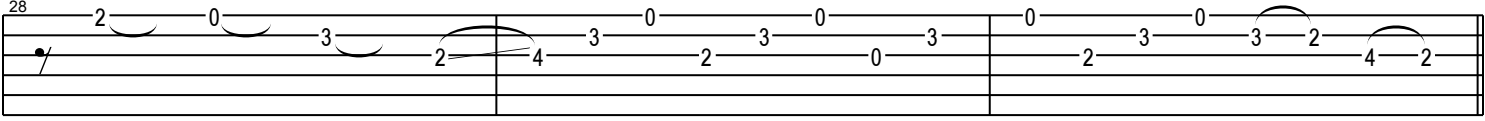




Diagram showing guitar fretboard positions for measures 28-30.


D  
xxo



A7  
xoxo o



A7  
xo o o



31

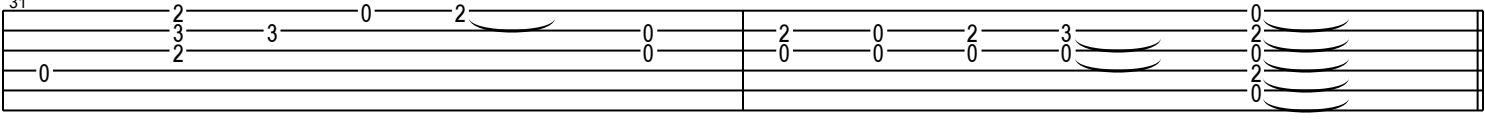


Diagram showing guitar fretboard positions for measures 31-33, corresponding to the chords D and A7.

PONT

The image shows a guitar tablature for the piece 'PONT'. It consists of two staves with fret numbers and fingerings. The first staff has notes: 0, 4, 2, 3, 2, 1, 0, 0, 0, 2, 0, 0, 0, 2, 0, 0, 0, 2, 2, 2, 0, 0. The second staff has notes: 0, 4, 2, 3, 3, 2, 0, 2, 0, 3, 2, 0, 0, 0, 0, 0, 2, 2, 2, 0, 0. Above the second staff, there are two chord diagrams: a D chord (xx0232) and an A7 chord (x02020). Below the first staff, there are seven rectangular boxes representing fret positions. At the end of the second staff, there is a '4x' repeat sign.